

**STANDARD CONSTRUCTION**
**FRAME:**

COLD ROLLED DQSK STEEL  
NOMINAL WALL THICKNESS OF 0.026"

**OPTIONS:**

FACTORY OR FIELD INSTALLED BUTTERFLY DAMPER (BCD)  
FACTORY OR FIELD INSTALLED OPPOSED BLADE DAMPER (OBR)  
AUXILIARY MOUNTING FRAME, FOR GYPSUM BOARD (SMA)  
INSULATED BACKPAN (SCFI)  
FOURTH CONE ACCESSORY AVAILABLE  
2" EXTENSION COLLAR INCLUDED AS AN ALTERNATIVE METHOD TO ACCOMMODATE JOB CONDITIONS (MUST BE MECHANICALLY FASTENED BY INSTALLER)

**FEATURES:**

HEAVY GAUGE STEEL PROVIDES SUPERIOR DURABILITY.  
STANDARD 3 CONE DESIGN PROVIDES ARCHITECTURAL FLEXIBILITY.  
SUPPLIES AIR IN A 360 DEGREE PATTERN.  
AVAILABLE LAY-IN FRAME STYLE.

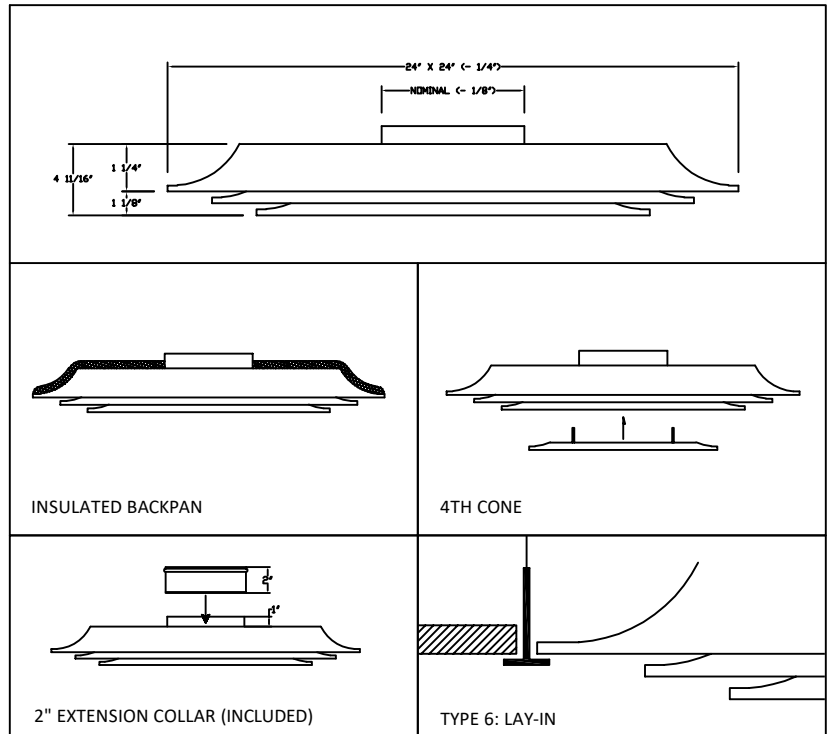
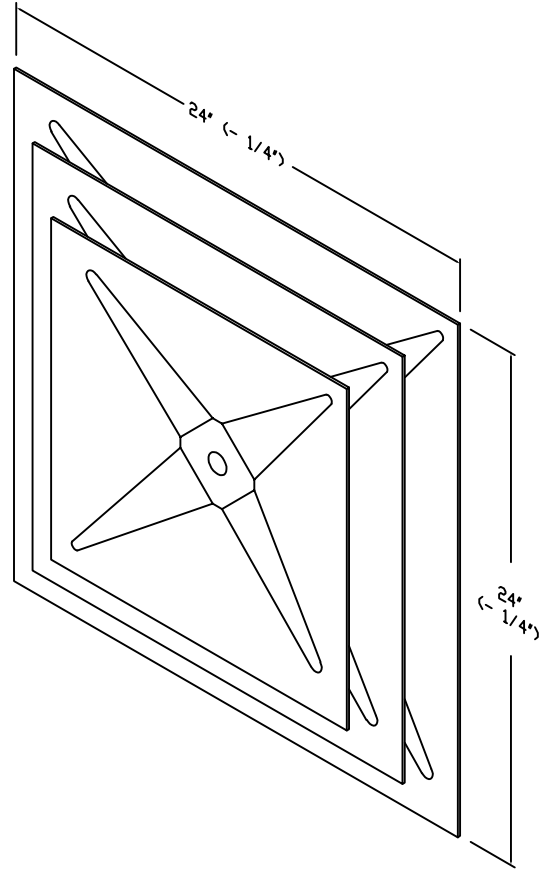
**FINISH:**

SKY WHITE (STANDARD)

AXALTA SKY-WHITE POLYESTER POWDER COATING GIVES AN ATTRACTIVE BRIGHT WHITE FINISH AND PROVIDES ADDITIONAL PROTECTION FROM AGING AND WEAR.

**SIZES AVAILABLE:**

MODEL	DIMENSIONS	NECK DIAMETER
SCF06	24" X 24"	6"
SCF08	24" X 24"	8"
SCF10	24" X 24"	10"
SCF12	24" X 24"	12"
SCF14	24" X 24"	14"



JOB NAME:
LOCATION:
ARCHITECT:
ENGINEER:
CONTRACTOR:
<p>CONTACT GRILLE TECH INC. FOR ADDITIONAL INFORMATION OR WITH SPECIAL REQUIREMENTS.</p> <p>5101 NW 36TH AVE MIAMI, FL 33142 PHONE: 305-537-0053 FAX: 305-537-0064</p> <p>WEB: WWW.GRILLETECHINC.COM EMAIL: SALES@GRILLETECHINC.COM</p>

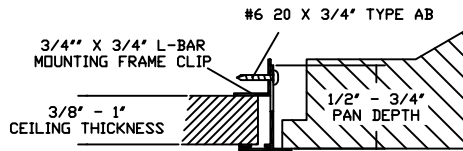
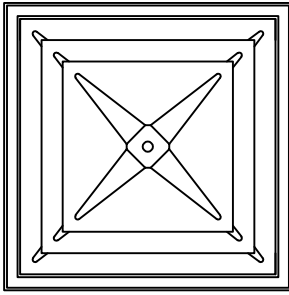
**SCF**

SQUARE FACE/ROUND NECK CEILING DIFFUSER  
PRODUCT SPECIFICATIONS

NOTE: ALL DRAWINGS SUBJECT TO CHANGE WITHOUT PRIOR NOTICE.

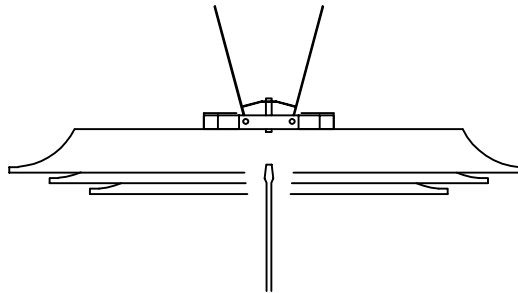
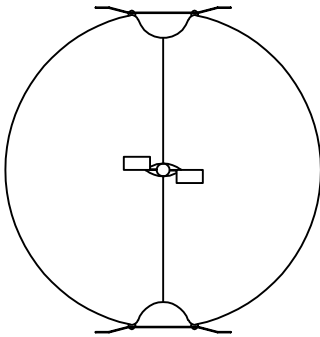
DRAWN BY:	MR	DATE:	7/4/17	SCALE:	NOT TO SCALE	DRAWING NO.:	SCF
CHECKED BY:	IG	DATE:	7/31/17	REVISION:	7/4/17		

**SMA**



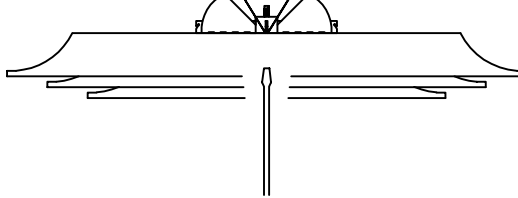
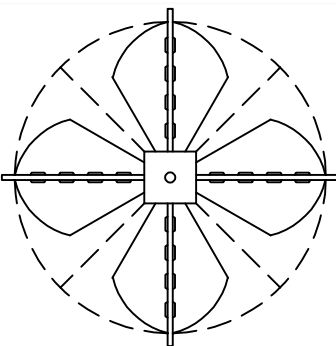
THE SMA IS AN AUXILIARY BRACKET THAT ALLOWS DROP-IN GRILLES TO BE MOUNTED TO PLASTER OR DRYWALL CEILINGS. THE BRACKET CAN ADJUST TO FIT FROM 3/8" UP TO 1" THICK CEILINGS, AND CAN ACCOMODATE PAN DEPTHS BETWEEN 1/2" AND 1 3/4". THIS UNIT HAS A SCREW AND SLOT HOLE ADJUSTING MECHANISM, MEANING THERE IS NO NEED FOR PRE-DRILLING OR SELF-TAPPING SCREWS.

**BCD**



THE BCD IS A CLIP-ON BUTTERFLY DAMPER THAT IS COMPATIBLE WITH BOTH THE SCF AND EPR DIFFUSERS. THIS DAMPER IS CONSTRUCTED USING 0.028" THICK GALVANIZED STEEL, AND IS AVAILABLE FOR 6", 8", 10", 12" AND 14" DUCT SIZES. INSTALLATION IS DONE BY SLIDING THE DAMPER INTO THE NECK OF THE DIFFUSER. THE BLADES OF THIS BCD ARE EASILY ADJUSTED FROM THE OUTSIDE BOTTOM OF THE DIFFUSER WITH A SCREWDRIVER. STANDARD FINISH IS BROWN.

**OBR**



THE OBR IS A SNAP-ON RADIAL BUTTERFLY DAMPER THAT IS COMPATIBLE WITH BOTH THE SCF AND EPR DIFFUSERS. THIS DAMPER IS CONSTRUCTED USING 0.028" THICK GALVANIZED STEEL, AND IS AVAILABLE FOR 6", 8", 10", 12" AND 14" DUCT SIZES. INSTALLATION IS DONE BY TAPPING THE DAMPER ONTO THE NECK OF THE DIFFUSER WITH A LIGHT HAMMER. THE BLADES OF THIS OBR ARE EASILY ADJUSTED FROM THE OUTSIDE BOTTOM OF THE DIFFUSER WITH A SCREWDRIVER. STANDARD FINISH IS WHITE.

**SCF**

SQUARE FACE/ROUND NECK CEILING DIFFUSER  
PRODUCT SPECIFICATIONS

NOTE: ALL DRAWINGS SUBJECT TO CHANGE WITHOUT PRIOR NOTICE.

DRAWN BY:	AF	DATE:	7/4/17	SCALE:	NOT TO SCALE	DRAWING NO.:	SCF
CHECKED BY:	IG	DATE:	7/31/17	REVISION:	7/4/17		

**SCF Square Ceiling Diffuser**

NECK VELOCITY	FPM	400	500	600	700	800	1000	1200	1400	1600
<b>6" Diameter</b> AK. = .76	CFM	80	100	120	140	160	200	240	275	320
	Pt	.040	.054	.081	.108	.125	.220	.306	.420	.550
	Throw	1-5	2-6	3-7	4-7	4-8	5-8	5-9	6-9	7-10
	NC	20	20	20	21	22	24	25	26	28
<b>8" Diameter</b> AK. = .135	CFM	140	175	210	245	280	350	420	490	560
	Pt	.021	.033	.047	.063	.082	.128	.183	.245	.325
	Throw	1-5	1-6	2-8	2-8	3-10	4-3	5-13	.6-17	6-17
	NC	20	20	20	20	25	29	33	37	42
<b>10" Diameter</b> AK. = .213	CFM	220	270	330	380	435	545	655	765	870
	Pt	.026	.039	.057	.074	.097	.150	.215	.293	.372
	Throw	1-6	2-9	3-10	4-13	5-13	6-15	6-15	9-18	9-18
	NC	20	20	20	20	25	33	37	40	44
<b>12" Diameter</b> AK. = .306	CFM	320	390	470	550	630	785	990	1100	1255
	Pt	.024	.037	.047	.075	.097	.150	.245	.310	.410
	Throw	2-7	3-8	3-9	4-12	5-12	5-14	7-18	9-18	9-18
	NC	20	20	23	26	29	36	42	43	47
<b>14" Diameter</b> AK. = 417	CFM	425	540	635	745	850	1060	1270	1490	1605
	Pt	.033	.054	.072	.100	.127	.204	.280	.395	.500
	Throw	3-9	4-11	4-13	5-16	6-16	7-19	9-19	11-19	11-27
	NC	20	20	23	26	29	35	39	43	47
<b>15" Diameter</b> AK. = 447	CFM	490	615	735	860	980	1225	1475	1720	1965
	Pt	.035	.057	.075	.108	.135	.218	.312	.431	.579
	Throw	.4-11	5-13	5-15	6-18	7-18	8-22	10-22	13-26	13-32
	NC	20	20	24	27	30	36	40	44	48

**NOTE:**

1. Noise based on 10db room absorption.