
STANDARD CONSTRUCTION
FRAME:

EXTRUDED ALUMINUM.
 FRAME IS ASSEMBLED USING CORNER CLIPS TO ASSURE
 HAIRLINE MITERED CORNERS.

FACE:

51% PERFORATED FACE PLATE
 (3/16" HOLES, 1/4" STAGGERED CENTERS)

OPTIONAL:

DAMPER: GALVANIZED STEEP OPPOSED BLADE DAMPER.
 * FOR MORE DETAILS SEE SUBMITTAL "OBD"
 INSECT SCREEN: (NOT RECOMMENDED WITH DAMPER
 OPTION)

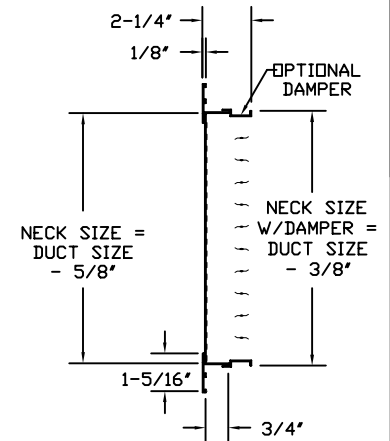
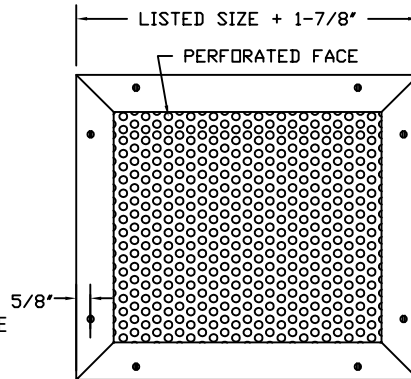
FINISH:

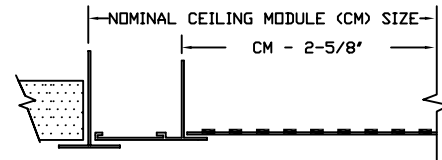
SKY-WHITE (STANDARD)

AXALTA SKY-WHITE 100% POLYESTER POWDER COAT
 GIVES AN ATTRACTIVE BRIGHT WHITE FINISH AND
 PROVIDES ADDITIONAL PROTECTION FROM AGING AND
 WEAR.

SIZES:

4" x 4" MIN
 24" x 24" MAX


STANDARD FASTENING DETAIL

BORDER OPTION TYPE TB (LAY-IN)


JOB NAME:
LOCATION:
ARCHITECT:
ENGINEER:
CONTRACTOR:
CONTACT GRILLE TECH INC. FOR ADDITIONAL INFORMATION OR WITH SPECIAL REQUIREMENTS.
5101 NW 36TH AVE MIAMI, FL 33142 PHONE: 305-537-0053 FAX: 305-537-0064
WEB: WWW.GRILLETECHINC.COM EMAIL: SALES@GRILLETECHINC.COM

MODEL RAP
 PERFORATED RETURN

DRAWN BY:	MR	DATE:	6/22/17	SCALE:	NOT TO SCALE	DRAWING NO. RAP
CHECKED BY:	IG	DATE:	6/30/17	REVISION:	6/22/17	



RAP, RAPF Perforated Return

CFM	Size	8x8	10x10	12x12	14x14	16x16	18x18	20x20	22x22	24x24	30x24	36x24	40x24	44x24	48x24
	Ak	.36	.56	.80	1.09	1.42	1.80	2.22	2.69	3.20	4.00	4.80	5.33	5.87	6.40
200	Nk Vel	450	288	200											
	NC	30-35	30-35	25-30											
	Ps	.003	.001	.001											
400	Nk Vel	900	576	400	294	225									
	NC	35-40	30-35	35-40	35-40	25-30									
	Ps	.012	.005	.002	.001	.001									
600	Nk Vel		864	600	441	338	267	216							
	NC		35-40	30-35	30-35	30-35	30-35	25-30							
	Ps		.011	.005	.003	.002	.001	.001							
800	Nk Vel			800	588	450	356	288	238	200					
	NC			35-40	30-35	30-35	30-35	30-35	25-30	25-30					
	Ps			.010	.005	.003	.002	.001	.001	.001					
1000	Nk Vel				735	563	444	360	298	250	200				
	NC				35-40	30-35	30-35	30-35	30-35	25-30	25-30				
	Ps				.008	.005	.003	.002	.001	.001	.001				
1200	Nk Vel				882	675	533	432	357	300	240	200			
	NC				35-40	35-40	30-35	30-35	30-35	30-35	25-30	25-30			
	Ps				.012	.007	.004	.003	.002	.001	.001	.001			
1400	Nk Vel					787	622	504	417	350	280	233	210		
	NC					35-40	35-40	30-35	30-35	30-35	30-35	25-30	25-30		
	Ps					.009	.006	.004	.003	.002	.001	.001	.001		
1600	Nk Vel					900	711	576	476	400	320	267	240	218	200
	NC					35-40	35-40	30-35	30-35	30-35	30-35	30-35	25-30	25-30	25-30
	Ps					.012	.008	.005	.003	.002	.002	.001	.001	.001	.001
1800	Nk Vel						800	648	536	450	360	300	270	245	225
	NC						35-40	35-40	30-35	30-35	30-35	30-35	30-35	25-30	25-30
	Ps						.010	.006	.004	.003	.002	.001	.001	.001	.001
2000	Nk Vel						889	720	595	500	400	333	300	273	250
	NC						35-40	35-40	30-35	30-35	30-35	30-35	30-35	30-35	25-30
	Ps						.012	.008	.005	.004	.002	.002	.001	.001	.001
2400	Nk Vel							864	714	600	480	400	360	327	300
	NC							35-40	35-40	30-35	30-35	30-35	30-35	30-35	30-35
	Ps							.011	.008	.005	.004	.002	.002	.002	.001
2800	Nk Vel								833	700	560	467	420	382	350
	NC								35-40	35-40	30-35	30-35	30-35	30-35	30-35
	Ps								.011	.007	.005	.003	.003	.002	.002
3200	Nk Vel									800	640	533	480	436	400
	NC									35-40	35-40	30-35	30-35	30-35	30-35
	Ps									.010	.006	.004	.004	.003	.002
3600	Nk Vel									900	720	600	540	491	450
	NC									35-40	35-40	30-35	30-35	30-35	30-35
	Ps									.012	.008	.005	.004	.004	.003

Notes:

1. Ps - negative static pressure in inches of water.
2. For filter grilles add .05 to listed Ps for added resistance through the filter.
3. All dimensions are in inches.