

STANDARD CONSTRUCTION
FRAME:

0.080" THICK WALL HEAVY-DUTY EXTRUDED ALUMINUM.
 FRAME IS ASSEMBLED USING CORNER CLIPS TO ASSURE HAIRLINE MITERED CORNERS.

BLADES:

0.065" THICK WALL HEAVY-DUTY EXTRUDED ALUMINUM.
 EACH BLADE IS ASSEMBLED TO FRAME WITH #8 x 1" x LG. ZINC COATED STEEL SCREWS TO ASSURE A RIGID AND SECURE ASSEMBLY.

FINISH:

SKY-WHITE (STANDARD)
 MILL FINISH (OPTIONAL)

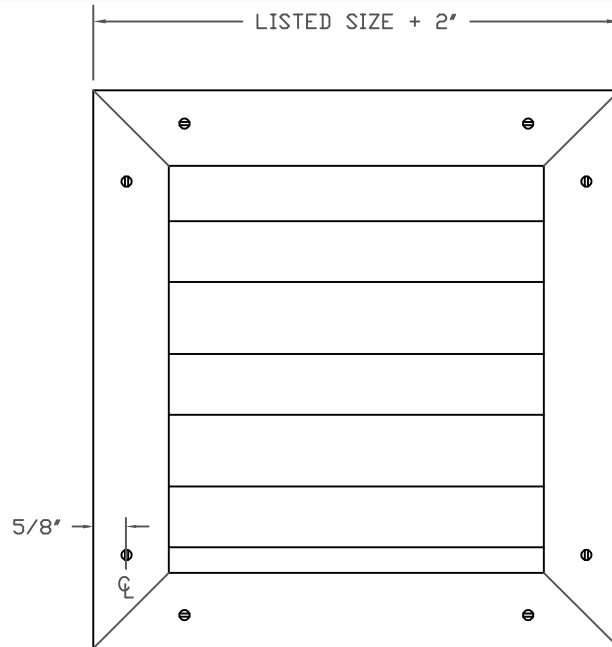
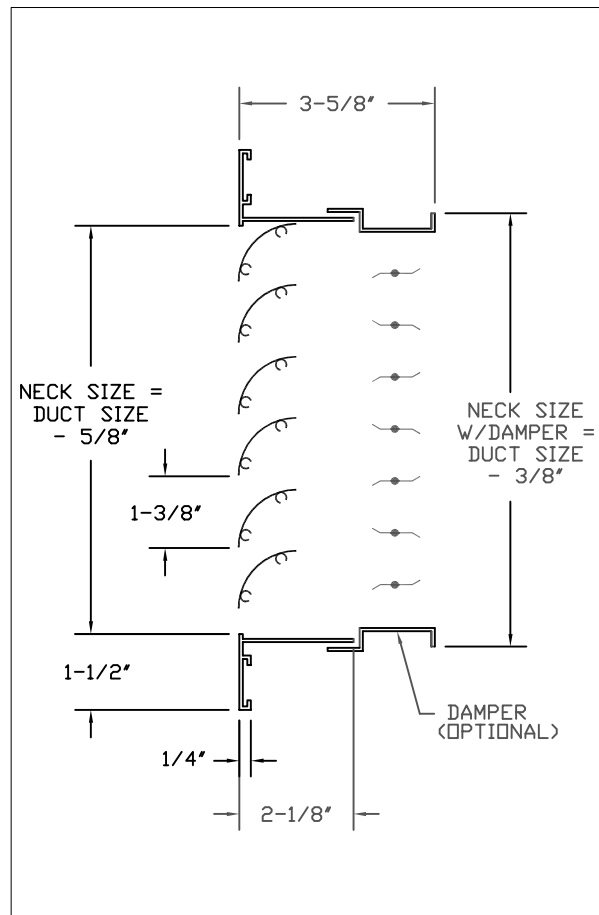
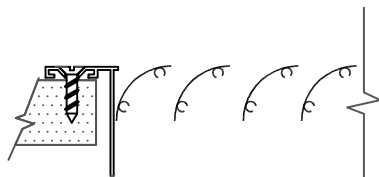
AXALTA SKY-WHITE 100% POLYESTER POWDER COATING GIVES AN ATTRACTIVE BRIGHT WHITE FINISH AND PROVIDES ADDITIONAL PROTECTION FROM AGING AND WEAR.

OPTIONS:

STEEL OPPOSED BLADE DAMPER (OBD)
 * FOR MORE DETAILS SEE SUBMITTAL "OBD"
 INSECT SCREEN (NOT RECOMMENDED WITH DAMPER OPTION)

SIZES:

8" x 8" MIN
 48" x 48" MAX


STANDARD FASTENING DETAIL


JOB NAME:
LOCATION:
ARCHITECT:
ENGINEER:
CONTRACTOR:
CONTACT GRILLE TECH INC. FOR ADDITIONAL INFORMATION OR WITH SPECIAL REQUIREMENTS. 5101 NW 36TH AVE MIAMI, FL 33142 PHONE: 305-537-0053 FAX: 305-537-0064 WEB: WWW.GRILLETECHINC.COM EMAIL: SALES@GRILLETECHINC.COM

MODEL RAHD
HEAVY DUTY ALUMINUM RETURN

DRAWN BY:	MR	DATE:	7/13/17	SCALE:	NOT TO SCALE	DRAWING NO.	RAHD
CHECKED BY:	IG	DATE:	7/31/17	REVISION:	7/13/17		

RAHD Return

Neck Size	CFM	500	900	1500	2000	3000	4000	5000
12 x 12" Ak = .200	Neck Vel.	500	900					
	Ps	.014	.045					
	NC	30	35					
16 x 16" Ak = .350	Neck Vel.	281	506	844				
	Ps	.004	.014	.040				
	NC	30	30	35				
18 x 18" Ak = .440	Neck Vel.	222	400	667	889			
	Ps	.003	.009	.025	.044			
	NC	25	30	35	35			
20 x 20" Ak = .550	Neck Vel.		325	540	720			
	Ps		.006	.016	.029			
	NC		30	30	35			
24 x 24" Ak = .790	Neck Vel.		225	375	500	750		
	Ps		.003	.008	.014	.031		
	NC		25	30	30	35		
24 x 30" Ak = .990	Neck Vel.			300	400	600	800	
	Ps			.005	.009	.020	.036	
	NC			30	30	35	35	
32 x 24" Ak = 1.050	Neck Vel.			281	375	563	750	
	Ps			.004	.008	.018	.031	
	NC			30	30	30	35	
36 x 32" Ak = 1.580	Neck Vel.				250	375	500	625
	Ps				.003	.008	.014	.022
	NC				25	30	30	35
36 x 36" Ak = 1.780	Neck Vel.				222	333	444	556
	Ps				.003	.006	.011	.017
	NC				25	30	30	30

Notes:

1. NC sound data based on sound power level re: 10 - 12 watts.
2. For specific information on allowable noise levels, consult the latest addition of ASHRAE Guide and Data Book "Fundamentals and Equipment."