

STANDARD CONSTRUCTION
FRAME:

0.032" THICK, ROLL FORMED ALUMINUM (0.045" THICK EXTRUDED ALUMINUM FOR UNITS WITH EITHER WIDTH OR HEIGHT 30" OR LARGER). FRAME IS ASSEMBLED USING CORNER CLIPS TO ASSURE HAIRLINE MITERED CORNERS.

BLADES:

0.030" THICK ROLL FORMED ALUMINUM. 1-WAY DEFLECTION. ADJUSTABLE CURVE BLADE DESIGN.

VANES:

DEFLECTION VANES ARE EASILY SET WITHOUT USE OF SPECIAL TOOLS.

DAMPER:

MULTI-SHUTTER DAMPER IS EASILY ADJUSTED.

DEPTH:

NARROW DEPTH OF DAMPER DESIGN ALLOWS GRILL/DAMPER COMBINATION TO BE USED IN STACKHEADS OF MINIMUM DEPTHS OF DAMPERS.

GASKET:

RUBBER GASKET TO COMPLY WITH FLORIDA STATE BUILDING CODE.

OPTIONAL:

MODEL PF PLASTER FRAMES ARE AVAILABLE.

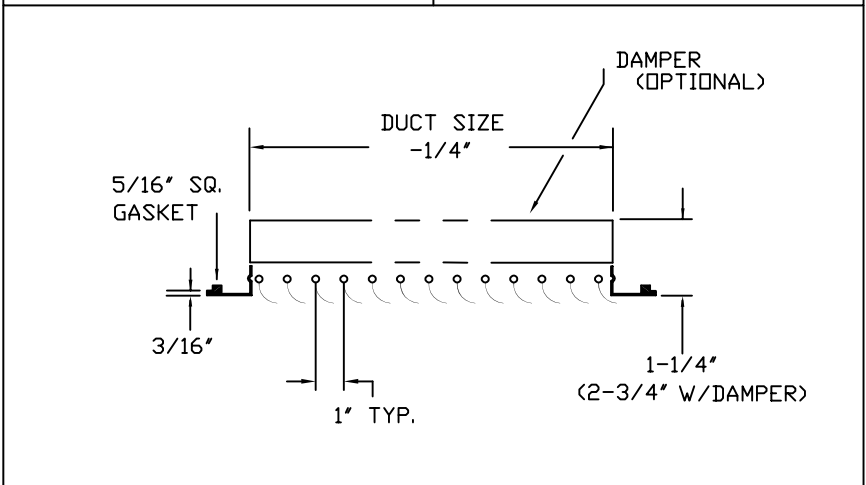
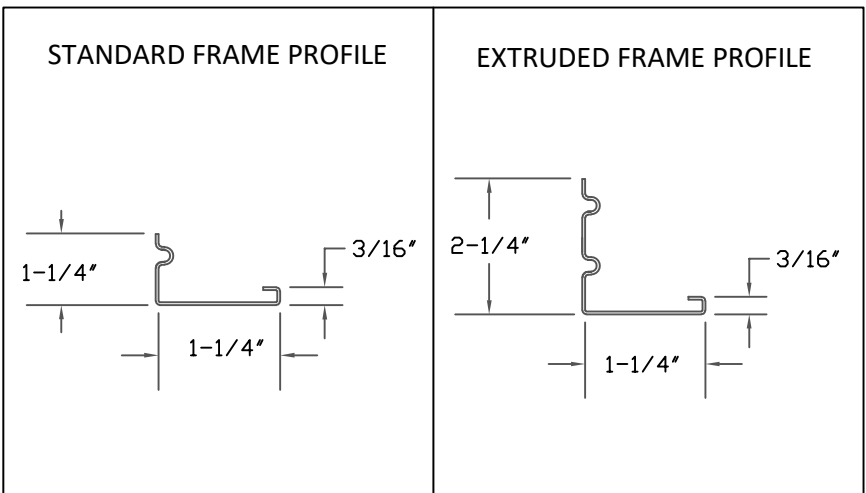
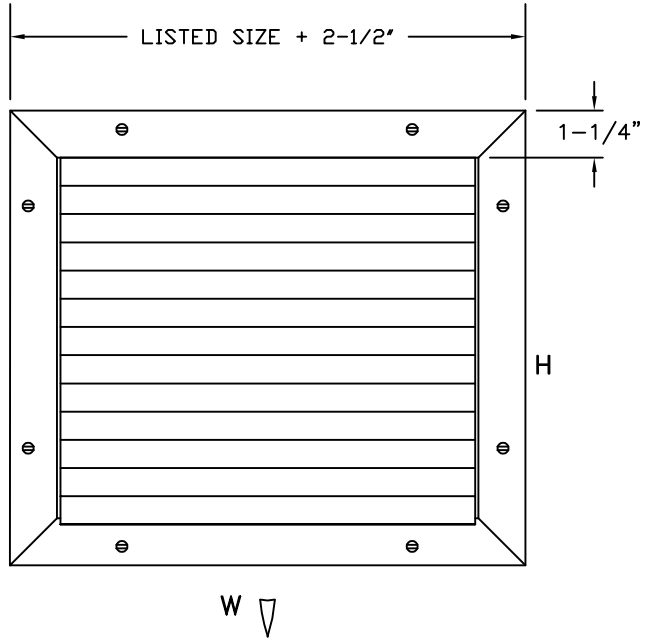
FINISH:

SKY-WHITE (STANDARD)
MILL FINISH (OPTIONAL)

AXALTA SKY-WHITE 100% POLYESTER POWDER COATING GIVES AN ATTRACTIVE BRIGHT WHITE FINISH AND PROVIDES ADDITIONAL PROTECTION FROM AGING AND WEAR

SIZES:

4" x 4" MIN
36" x 36" MAX



| |
|---|
| JOB NAME: |
| LOCATION: |
| ARCHITECT: |
| ENGINEER: |
| CONTRACTOR: |
| <p>CONTACT GRILLE TECH INC. FOR ADDITIONAL INFORMATION OR WITH SPECIAL REQUIREMENTS.</p> <p>5101 NW 36TH AVE MIAMI, FL 33142 PHONE: 305-537-0053 FAX: 305-537-0064</p> <p>WEB: WWW.GRILLETECHINC.COM EMAIL: SALES@GRILLETECHINC.COM</p> |

MODEL CL1

CURVED BLADE LOUVERED FACE
1-WAY DEFLECTION GRILLE OR REGISTER

NOTE: ALL DRAWINGS SUBJECT TO CHANGE WITHOUT PRIOR NOTICE.

| | | | | | |
|-------------|----|-------|---------|-----------|--------------|
| DRAWN BY: | MR | DATE: | 5/15/17 | SCALE: | NOT TO SCALE |
| CHECKED BY: | IG | DATE: | 5/21/17 | REVISION: | 5/15/17 |

DRAWING NO.

CL1

CL1 Curved Blade

| Neck Vel. | FPM | 300 | 400 | 500 | 600 | 700 | 800 | 900 | 1000 |
|------------------------------|-------|-------|-------|-------|-------|-------|-------|-------|-------|
| Neck Size | Ps | .040 | .040 | .110 | .160 | .220 | .290 | .360 | .440 |
| 8 x 4 | CFM | 55 | 73 | 91 | 109 | 127 | 145 | 163 | 181 |
| | Throw | 5-9 | 8-13 | 10-13 | 12-20 | 14-22 | 15-22 | 17-28 | 18-30 |
| | NC | <20 | 23 | 30 | 34 | 39 | 42 | 46 | 49 |
| 10 x 4 6 x 6 | CFM | 63 | 84 | 105 | 126 | 147 | 168 | 189 | 210 |
| | Throw | 6-10 | 8-13 | 10-17 | 12-20 | 14-24 | 16-26 | 18-29 | 19-31 |
| | NC | <20 | 24 | 30 | 35 | 40 | 43 | 47 | 50 |
| 12 x 4 8 x 6 | CFM | 86 | 114 | 143 | 172 | 201 | 230 | 259 | 288 |
| | Throw | 6-10 | 9-14 | 11-18 | 13-21 | 15-25 | 17-28 | 19-31 | 20-34 |
| | NC | <20 | 25 | 31 | 37 | 41 | 44 | 47 | 51 |
| 16 x 4 8 x 8 | CFM | 117 | 156 | 195 | 234 | 273 | 312 | 351 | 390 |
| | Throw | 7-11 | 9-15 | 11-18 | 13-22 | 15-25 | 18-29 | 19-32 | 21-35 |
| | NC | <20 | 25 | 32 | 37 | 42 | 45 | 48 | 52 |
| 18 x 4 12 x 6 | CFM | 132 | 176 | 220 | 264 | 308 | 352 | 396 | 440 |
| | Throw | 8-13 | 9-15 | 12-20 | 14-23 | 16-26 | 19-31 | 20-34 | 22-36 |
| | NC | <20 | 26 | 32 | 37 | 42 | 46 | 49 | 52 |
| 18 x 6 14 x 8 | CFM | 211 | 280 | 351 | 421 | 491 | 561 | 631 | 701 |
| | Throw | 8-13 | 11-17 | 14-22 | 16-26 | 19-31 | 21-34 | 23-39 | 25-40 |
| | NC | <20 | 27 | 34 | 39 | 44 | 48 | 52 | 55 |
| 20 x 4 16 x 6 | CFM | 148 | 197 | 246 | 295 | 344 | 392 | 441 | 490 |
| | Throw | 8-12 | 10-16 | 12-20 | 14-24 | 17-28 | 20-32 | 21-35 | 23-38 |
| | NC | <20 | 27 | 33 | 38 | 43 | 47 | 49 | 53 |
| 20 x 6 | CFM | 228 | 304 | 380 | 456 | 532 | 608 | 684 | 760 |
| | Throw | 9-14 | 11-18 | 14-22 | 16-27 | 19-31 | 21-35 | 24-39 | 26-43 |
| | NC | <20 | 28 | 34 | 39 | 44 | 48 | 52 | 55 |
| 20 x 8 14 x 12 16 x 10 | CFM | 324 | 432 | 540 | 648 | 756 | 864 | 972 | 1080 |
| | Throw | 9-15 | 12-20 | 14-24 | 17-28 | 20-33 | 22-37 | 25-42 | 29-47 |
| | NC | 21 | 29 | 35 | 41 | 45 | 49 | 53 | 57 |
| 24 x 4 12 x 8 | CFM | 188 | 251 | 314 | 377 | 440 | 503 | 566 | 630 |
| | Throw | 8-13 | 10-17 | 13-21 | 15-25 | 18-29 | 20-33 | 22-36 | 24-49 |
| | NC | <20 | 27 | 33 | 39 | 44 | 47 | 51 | 54 |
| 24 x 6 12 x 12 | CFM | 276 | 368 | 460 | 552 | 644 | 736 | 828 | 920 |
| | Throw | 9-15 | 12-19 | 14-24 | 17-28 | 20-33 | 22-36 | 25-41 | 27-44 |
| | NC | <20 | 28 | 35 | 41 | 45 | 49 | 52 | 57 |
| 30 x 6 14 x 14 | CFM | 381 | 508 | 635 | 762 | 889 | 1016 | 1143 | 1270 |
| | Throw | 9-15 | 12-20 | 15-25 | 18-30 | 21-34 | 23-38 | 27-44 | 30-50 |
| | NC | 21 | 29 | 36 | 42 | 46 | 51 | 54 | 58 |
| 30 x 8 18 x 4 | CFM | 501 | 668 | 835 | 1002 | 1169 | 1336 | 1503 | 1670 |
| | Throw | 10-16 | 13-22 | 16-27 | 19-31 | 22-36 | 25-42 | 28-47 | 33-55 |
| | NC | 22 | 30 | 37 | 42 | 47 | 51 | 55 | 59 |
| 36 x 6 18 x 12 | CFM | 435 | 580 | 725 | 870 | 1015 | 1160 | 1305 | 1450 |
| | Throw | 10-16 | 13-21 | 16-26 | 18-30 | 21-35 | 24-40 | 28-45 | 31-52 |
| | NC | 22 | 30 | 37 | 42 | 47 | 51 | 55 | 59 |
| 36 x 8 24 x 12 | CFM | 564 | 752 | 940 | 1128 | 1316 | 1504 | 1692 | 1880 |
| | Throw | 10-17 | 14-22 | 16-27 | 20-32 | 22-37 | 26-43 | 29-48 | 35-57 |
| | NC | 22 | 31 | 37 | 43 | 48 | 52 | 57 | 60 |
| 36 x 10 30 x 12 | CFM | 711 | 948 | 1185 | 1422 | 1659 | 1896 | 2133 | |
| | Throw | 11-18 | 14-23 | 17-29 | 21-34 | 24-39 | 28-45 | 32-53 | |
| | NC | 22 | 32 | 39 | 45 | 49 | 53 | 58 | |
| 48 x 12 24 x 24 | CFM | 1152 | 1536 | 1920 | 2304 | 2688 | 3072 | | |
| | Throw | 12-20 | 16-26 | 20-32 | 23-38 | 28-46 | 33-54 | | |
| | NC | 25 | 33 | 41 | 46 | 51 | 57 | | |
| 48 x 24 | CFM | 2181 | 2908 | 3635 | 4362 | 5089 | 5816 | | |
| | Throw | 14-23 | 18-30 | 23-38 | 28-47 | 34-57 | 41-68 | | |
| | NC | 27 | 36 | 44 | 49 | 55 | 60 | | |

Notes:

1. Performance data based on Model CL1DL, blade pattern at 15°.
2. Throw is based on terminal velocities of 100 FPM and 50 FPM respectively.
3. When unit is mounted away from ceiling (i.e. exposed duct), throw is reduced by 15-20% and drop is increased by 5-15%.